



1. Complete Order Form
2. Photograph and Attach to Email
3. Send Email to [sales@taramfg.com](mailto:sales@taramfg.com)



# TARA A-B APP VINYL LINER ORDER FORM (Only For Use with Tara A-B App)

Date: \_\_\_\_\_ Due: \_\_\_\_\_

## DISTRIBUTOR

Company: \_\_\_\_\_  
 Branch: \_\_\_\_\_  
 Contact: \_\_\_\_\_ Phone: \_\_\_\_\_  
 E-Mail: \_\_\_\_\_  
 DISTRIBUTOR PO#: \_\_\_\_\_

## SHIPPING INSTRUCTIONS

Branch:  Dealer:  Pick Up:

Ship Via: \_\_\_\_\_

## DEALER/INSTALLER

Name: \_\_\_\_\_  
 Contact: \_\_\_\_\_ Phone: \_\_\_\_\_  
 Address: \_\_\_\_\_  
 \_\_\_\_\_ CITY STATE ZIP  
 Email: \_\_\_\_\_

## ORDER INFORMATION

Job Name: \_\_\_\_\_  
 Pattern: \_\_\_\_\_  
 No Tile:  Yes  
 Mixed Tile:  Yes  
 (If Yes) Tile Pattern: \_\_\_\_\_  
 Wall Pattern: \_\_\_\_\_  
 Floor Pattern: \_\_\_\_\_

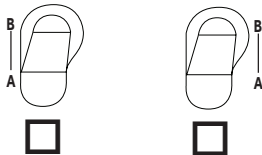
## MOUNTING

Beaded:  Overlap:  Overlap Size: \_\_\_\_\_

## WARRANTY (Please Check One)


Standard:  Silver:  Gold:

Indicate the Diagram that Best Describes the A-B Layout



## COMMENTS

## SKETCH THE SHAPE OF THE POOL



## INSIDE CORNER (TRUE L & T-SHAPE POOLS)

RADIUS  DIAGONAL  90°

CORNER SIZE: \_\_\_\_\_ FT. \_\_\_\_\_ IN.

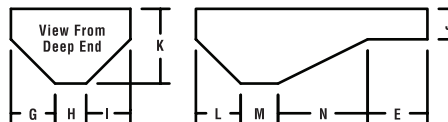
Width of Shallow End Break (\_\_\_ to \_\_\_): \_\_\_\_\_

Width of Deep End Break (\_\_\_ to \_\_\_): \_\_\_\_\_

Overall Length of Pool (\_\_\_ to \_\_\_): \_\_\_\_\_

Steps: Radius  or Straight  or None   
 (PLEASE CHECK ONE)

## DEPTH & WALL MEASUREMENTS



(J): \_\_\_\_\_ (ft.) \_\_\_\_\_ (in.) SHALLOW END

(K): \_\_\_\_\_ (ft.) \_\_\_\_\_ (in.) DEEP END

(G): \_\_\_\_\_ (ft.) \_\_\_\_\_ (in.) SIDE WALL 1

(I): \_\_\_\_\_ (ft.) \_\_\_\_\_ (in.) SIDE WALL 2

(L): \_\_\_\_\_ (ft.) \_\_\_\_\_ (in.) BACK WALL

## SAFETY LEDGE

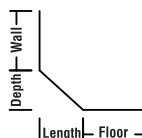
\_\_\_\_\_ (in.)

## COVE

WALL: \_\_\_\_\_ (in.)

DEPTH: \_\_\_\_\_ (in.)

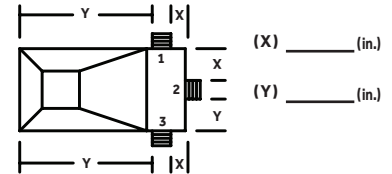
LENGTH: \_\_\_\_\_ (in.)



## STEP DETAILS

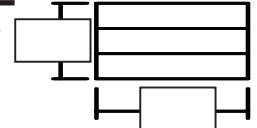
INDICATE POSITION OF VINYL STEP, IF APPLICABLE

1  2  3



IS STEP INSIDE POOL PERIMETER?

YES  NO



IF STEP IS ACROSS SHALLOW END, IS THE STEP INCLUDED IN (B) LENGTH?  YES  NO

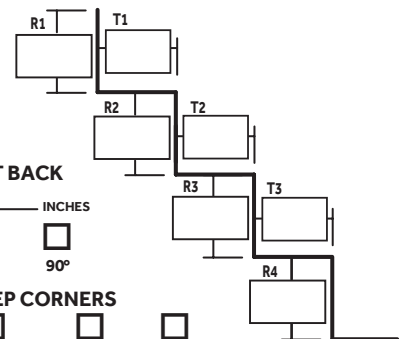
## STEP FASTENER?

(Please choose one. If no boxes are checked we will not add a step fastener)

Rod Pocket  Bead Fastener  None

STEP FOAM?  1/8"  1/4"  None

## VINYL STEP



## SET BACK

\_\_\_\_\_ INCHES

45°  90°

## STEP CORNERS

RADIUS  DIAGONAL  90°

\_\_\_\_\_ IN. \_\_\_\_\_ IN.

SureStep:  Matching  Other

Pattern: \_\_\_\_\_